

2023-2024 SH Foundations Scholarship Season

- If you are a **returning applicant**, enter your email address and password to access the SH Foundations Portal.
- If you are a **returning applicant, but have forgotten your password**, click on the “Forgot Password?” link for an automated email to reset your password.
- If you are a **new applicant**, click on the “New Applicant?” link to create an account.

Welcome to the SH Foundations Portal

Salem Health Foundation | salemhealthfoundation.org | 503-814-1900 | foundation@salemhealth.org | Salem Health West Valley Foundation

Contact Us | Exit

Please Sign In

- If you have an account, please log in using your E-mail Address and Password.
- If you forgot your Password, click on the "Forgot Password" link below.
- First time applicants, please use the "New Applicant" link found below.

E-mail: Password:

[New Applicant?](#) [Forgot Password?](#)

- When you click on the “New Applicant?” link it will prompt you to enter your email and set up a password. See image below for password guidelines.

NOTE: The password must be at least 12-characters long, **AND** it must include at least THREE of the types of characters – lower case, upper case, numeric, special character. You don’t need to include all the types of characters, as long as you have THREE of them in your password.

New Applicant?

An account allows you to access your saved and submitted applications at any time. It also allows us to send you a submission confirmation e-mail and notify you if additional information is necessary to process your application.

E-mail:

Confirm E-mail:

Password (must contain at least 12 characters, with at least three of the following character types: Lower case, Upper case, Numeric, Special):

Confirm Password:

[Return to login](#)

SAMPLE PASSWORD THAT MEETS THESE REQUIREMENTS:

“SalemOR97301” has three of the character types and is at least 12-characters long.

SAMPLE PASWORD THAT **DOES NOT** MEET THESE REQUIREMENTS:

“salemor97301” only has two of the character types, although it is 12-characters long.

2023-2024 SH Foundations Scholarship Season

- When you click on “Forgot Password?” it will ask you to enter your email address. If you have an account associated with that email in our SH Foundations, you will receive an automated email from **Salem Health Foundation <mail@grantapplication.com>** with a temporary password to reset.

NOTE: Please be careful not to copy and paste the period “.” at the end of the sentence with your temporary password.

Forgot Password?
Please enter your e-mail address and click Send Password. We will e-mail you a temporary password.

E-mail

[Return to login](#)

- Once logged into the SH Foundations portal, **click on the link to start a new application.**

Applications Requirements

Applications

My Applications Page

This is the area where you can access your *In Progress* and *Submitted* applications.

The default view shows any applications that you currently have in progress. To show only the applications that you have submitted, toggle the drop down menu to the right to *Show Submitted Applications* and only the submitted applications will appear.

If you have accidentally created multiple versions of the application, you can easily delete any duplicate applications created in error by simply clicking on the trash can icon under the Action column.

[Click Here to start a new SH Foundations Scholarship Application for the 2023-2024 School Year](#)

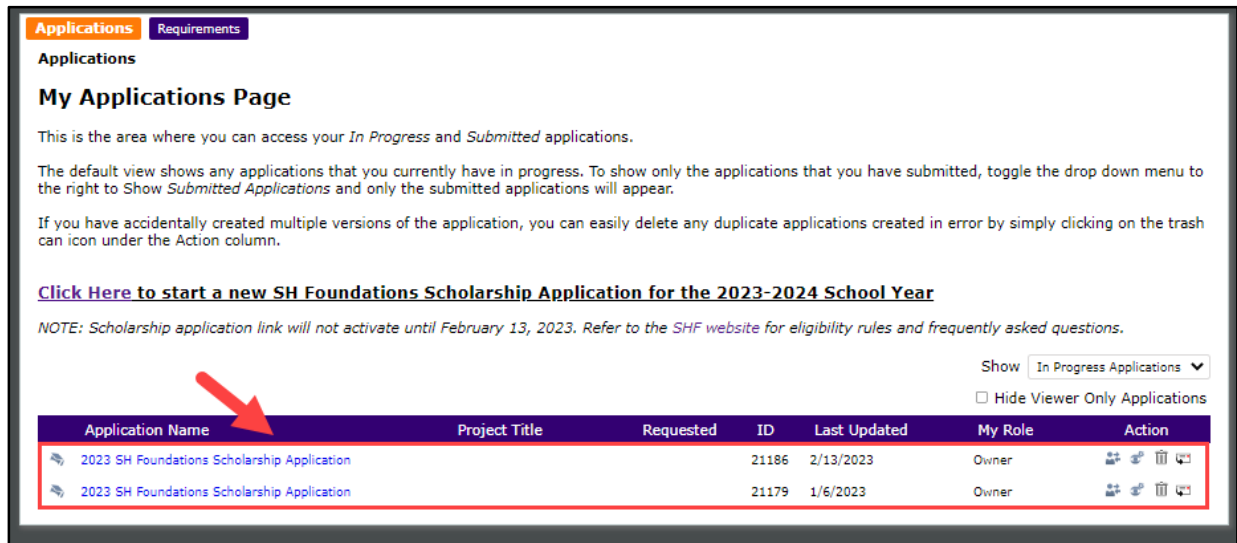
NOTE: Scholarship application link will not activate until February 13, 2023. Refer to the SHF website for eligibility rules and frequently asked questions.

Show ▾
 Hide Viewer Only Applications

Application Name	Project Title	Requested	ID	Last Updated	My Role	Action
2023 SH Foundations Scholarship Application			21186	2/13/2023	Owner	
2023 SH Foundations Scholarship Application			21179	1/6/2023	Owner	

2023-2024 SH Foundations Scholarship Season

- If you have already started an application, all applications in progress will show under the purple bar on the page. Click on the application that you already have in progress to avoid having to restart a new application.
- Delete duplicate applications made in error so you don't accidentally submit the incorrect application.



The screenshot shows a web interface for managing scholarship applications. At the top, there are two tabs: 'Applications' (highlighted in orange) and 'Requirements' (highlighted in purple). Below the tabs, the page title is 'My Applications Page'. There are three paragraphs of text explaining the page's functionality. A link is provided to start a new application. A note states that the link will not activate until February 13, 2023. Below the text, there is a table with columns: Application Name, Project Title, Requested, ID, Last Updated, My Role, and Action. Two rows of applications are listed. A red arrow points to the 'Application Name' column header. To the right of the table, there are controls for showing 'In Progress Applications' and a checkbox for 'Hide Viewer Only Applications'.

Applications **Requirements**

Applications

My Applications Page

This is the area where you can access your *In Progress* and *Submitted* applications.











The default view shows any applications that you currently have in progress. To show only the applications that you have submitted, toggle the drop down menu to the right to Show *Submitted Applications* and only the submitted applications will appear.

If you have accidentally created multiple versions of the application, you can easily delete any duplicate applications created in error by simply clicking on the trash can icon under the Action column.

[Click Here to start a new SH Foundations Scholarship Application for the 2023-2024 School Year](#)

NOTE: Scholarship application link will not activate until February 13, 2023. Refer to the SHF website for eligibility rules and frequently asked questions.

Show In Progress Applications ▾
 Hide Viewer Only Applications

Application Name	Project Title	Requested	ID	Last Updated	My Role	Action
 2023 SH Foundations Scholarship Application			21186	2/13/2023	Owner	   
 2023 SH Foundations Scholarship Application			21179	1/6/2023	Owner	   

If you have any difficulty creating an account or resetting your password, contact us at foundation@salemhealth.org for assistance!